

acid and cardanols using either homogeneous or heterogeneous catalysis (the latter with Ru catalysts supported on mesoporous molecular sieve SBA-15).¹³

Metathesis reactions of anacardic acid and cardanol for the synthesis of fine chemicals and new hybrid functional materials have been reviewed.¹⁴ Cardanol porphyrins, cardanol phthalocyanines and cardanol fullerenes can all be produced by metathesis of cardanol derivatives.¹⁴ These interesting studies enabled the synthesis of challenging molecules. However, it would be more interesting to synthesise products with practical use. It has previously been reported in our group that the tsetse fly attractants, 3-ethyl phenol and 3-propyl phenol can both be produced selectively in good yields (>80%) from cardanol.¹⁵

We have also used homogeneous metathesis,^{16–18} isomerising metathesis,¹⁵ methoxycarbonylation¹⁸ and isomerisation^{17,19} to make higher added value chemicals such as 3-nonylphenol,^{16,17} 1-octene,^{16,17} 1,3-cyclohexadiene,^{16,17} which allows ethenolysis using simple first generation metathesis catalysts,^{16,20} potential monomers containing hydroxy and carboxyl groups,¹⁸ fused bicyclic compounds¹⁹ and large ring macrocycles.¹⁸ To the best of our knowledge, the only report of converting CNSL, anacardic acid or cardanol into pharmaceutical drugs is the synthesis of ginkgolic acid, a tyrosinase inhibitor, from anacardic acid, which appeared while this manuscript was under review.²¹ although we have reported the synthesis of a substituted isochromen-1-one which has some structural similarities to massoia lactone from anacardic acid.¹⁹ Pharmaceutical drugs are mainly synthesised from fossil fuels by stoichiometric reactions, and in some cases toxic reagents such as cyanide are involved, which renders the synthesis environmentally unfriendly. Our target was to synthesise pharmaceutical drugs from renewable feedstocks

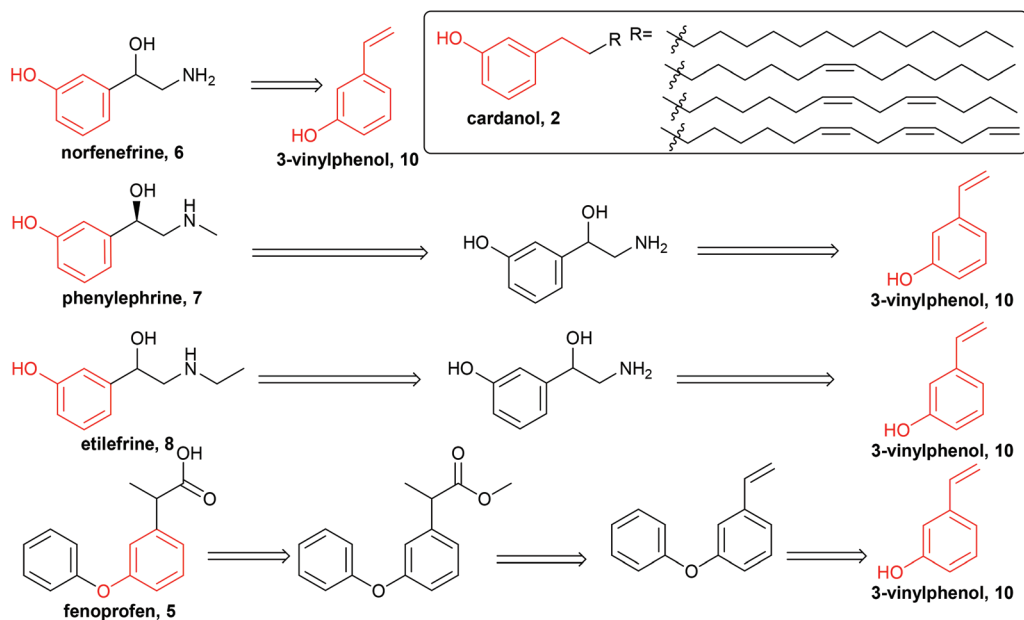
which do not compete with food. An inedible by-product from food processing, in this case cashew nut shell liquid, is therefore a very good starting material. The aromatic and olefin functional groups make cardanol suitable for this purpose. After searching through the drug database, five drugs (fenopropfen, 5, norfenefrine, 6, phenylephrine, 7, etilefrine, 8, and metaraminol, 9) were found to be of potential interest. The importance and the current synthesis of these drugs will be discussed in detail later. Their general structures, containing a *meta*-hydroxyl group, are similar to the ones in cardanol, 2, or anacardic acid, 1, from CNSL (highlighted in red, Scheme 1). Only a few steps of modification are needed to convert food by-products into high value and important medicines, which will be discussed in detail later.

Results and discussion

The initial retrosyntheses of the target drugs are summarised in Scheme 1, from which it can be concluded that 3-vinylphenol, 10, is the key intermediate for the synthesis of the relevant drugs. Therefore, the initial study was focused on converting CNSL and derivatives (*e.g.* anacardic acid and cardanol) into 3-vinylphenol, 10.

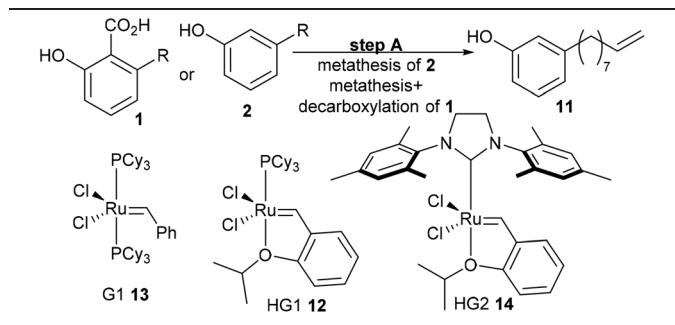
3-vinylphenol

3-Vinylphenol, 10, could be obtained by an ethenolysis of cardanol acid to give 3-(non-8-enyl)phenol, 11, as the intermediate, which was followed by a one-pot isomerising ethenolysis.¹⁵ Following a similar reaction procedure previously reported in our group,¹⁵ 3-(non-8-enyl)phenol, 11, was obtained in 96% yield after ethenolysis of cardanol with HG1 catalyst, 12 (Table 1, entry 1). The yield was slightly lower with G1 catalyst,



Scheme 1 Retrosynthesis of target drugs, with the relationship to cardanol, 2.



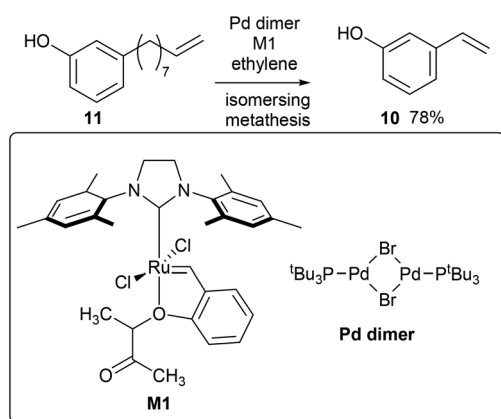
Table 1 Metathesis of anacardic acid and cardanol to 3-(non-8-enyl)phenol^a

Entry	Substrate	Catalyst	Yield (%)
1	Cardanol	HG1	96
2	Cardanol	G1	85
3	Cardanol	HG2	11
4 ^b	Cardanol	HG1	93
5	Anacardic acid	HG2	<1
6	Anacardic acid	HG1	1

^a Reagents and conditions: Substrate (3 mmol), catalyst (0.3 mol%), anhydrous DCM (7.5 mL), ethene (10 bar), 24 h, r.t. ^b 2-Methyl THF (7.5 mL) instead of DCM.

13 (85%, Table 1, entry 2), and only 11% yield of 3-(non-8-enyl)phenol, **11**, was obtained when cardanol was metathesized with HG2 catalyst, **14** (Table 1, entry 3). Very similar results were obtained when the greener solvent, 2-methyl THF, was used (Table 1, entry 4). However, when anacardic acid, **1**, was used as substrate, very poor conversions were observed using either HG1, **12**, or HG2 catalysts, **14** (Table 1, entries 5 and 6). Reproduction of the isomerizing metathesis of **11** was carried out using ruthenium (M1, **15**) and palladium dimer, **16**, the desired 3-vinylphenol, **10**, was obtained in 78% yield (Scheme 2), which is consistent with the literature results.¹⁵

The synthesis of 3-vinylphenol, **10**, could also, in principle, be carried out by a two-step synthesis: isomerisation of cardanol to the benzylic cardanol followed by ethenolysis. Previous

**Scheme 2** Synthesis of 3-vinyl phenol by isomerising metathesis using a palladium dimer (isomerisation) and M1 (metathesis) catalyst.

studies in our group showed that the [Pd₂(dba)₃]/DTBPMB/MSA system, which is active for the isomerising methoxycarbonylation of methyl oleate,²² and is a good isomerisation catalyst in the absence of CO, is effective for isomerising cardanol, although the yield of benzylic alkene was only 40%. This is the thermodynamic maximum. Although the styrene will be the most thermodynamically favoured isomer, the conjugation energy is insufficient to overcome the entropic advantage of having the double bond in other positions in the chain completely. Therefore, the cardanol was shortened by ethenolysis to produce 3-(non-8-enyl)phenol, **11**, with the method previously mentioned (96% yield, Table 1, entry 1). 3-(Non-8-enyl)phenol, **11**, was isomerized with [Pd₂(dba)₃]/DTBPMB/MSA in toluene at 80 °C, after 64 hours, the benzylic product, 3-(non-1-en-1-yl)phenol, **17**, was obtained in 68% selectivity over all the other isomers (Table 2, entry 1). Heating at 80 °C for 96 hours led to 71% selectivity of **17** (Table 2, entry 2). Isomerisation of 3-(non-8-enyl)phenol with Pd catalyst can also be carried out in other solvents. Very similar results were obtained in DCM, THF or in a greener solvent, 2-MeTHF (Table 2, entries 3–8). [Rh(acac)(CO)₂] together with DTBPMB ligand is known to be effective in isomerising hydroformylation of cardanol,²³ therefore, it was interesting to find out whether [Rh(acac)(CO)₂]/DTBPMB is effective in the isomerization reaction in the absence of CO/H₂ gas. However, no benzylic alkene was observed after 64 hours, and only 28% of the terminal alkene was converted to other internal alkenes (Table 2, entry 9).

After isomerization of 3-(non-8-enyl)phenol, **11**, the metathesis reaction was then carried out on the crude product from the isomerisation step (71% of **17**, Table 2, entry 2). The crude product was metathesized using M1 catalyst, **15**, and 3-vinylphenol, **10**, was obtained in 65% yield by GC-FID together with alkenyl phenols with longer chain lengths (Scheme 3).

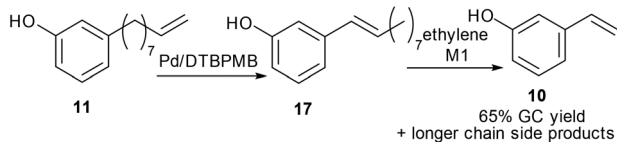
Table 2 Optimisation of alkene isomerisation^a

Entry	Cat prec.	solvent	T (°C)	t (h)	Sel. (benzylic alkene/others) ^b (%)
1	[Pd ₂ (dba) ₃]	Toluene	80	64	68
2	[Pd ₂ (dba) ₃]	Toluene	80	96	71
3	[Pd ₂ (dba) ₃]	DCM	40	64	68
4	[Pd ₂ (dba) ₃]	DCM	40	96	70
5	[Pd ₂ (dba) ₃]	THF	70	64	62
6	[Pd ₂ (dba) ₃]	THF	70	96	62
7	[Pd ₂ (dba) ₃]	2-MeTHF	80	64	63
8	[Pd ₂ (dba) ₃]	2-MeTHF	80	96	63
9	[Rh(acac)(CO) ₂]	Toluene	80	64	0

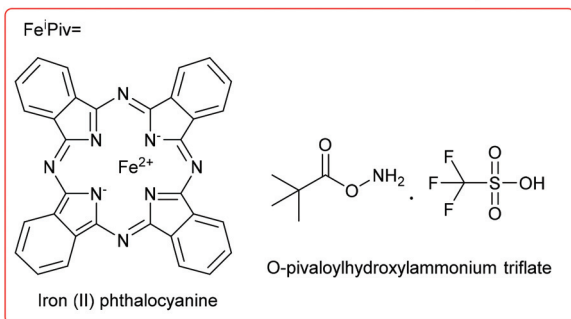
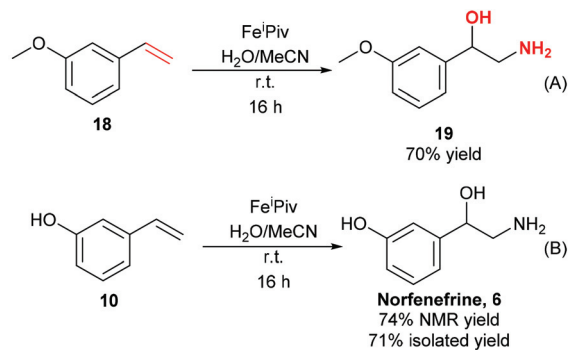
^a Reagents and conditions: Substrate (50 mg, 0.2 mmol, 1 equiv.), catalyst (5 mol%) DTBPMB (0.5 equiv.), MSA (0.7 equiv.), solvent (1 mL). ^b Selectivity calculated by quantitative ¹H NMR.

Synthesis of norfenefrine

Norfenefrine, **6**, is an adrenergic agent used as a sympathomimetic drug, which is pharmaceutically active in its racemic



Scheme 3 Synthesis of 3-vinylphenol in two steps from 3-non-8-enyl phenol.



Scheme 4 Hydroxyamination of styrene type substrate. (A) Literature hydroxyamination of 1-methoxy-3-vinylbenzene, **18**.²⁴ (B) Experimental synthesis of norfenefrine, **6**, from 3-vinylphenol, **10**.

form. Norfenefrine, **6**, plays a role as a minor neurotransmitter in the brain and regulates blood pressure in acute hypotensive states.²⁵

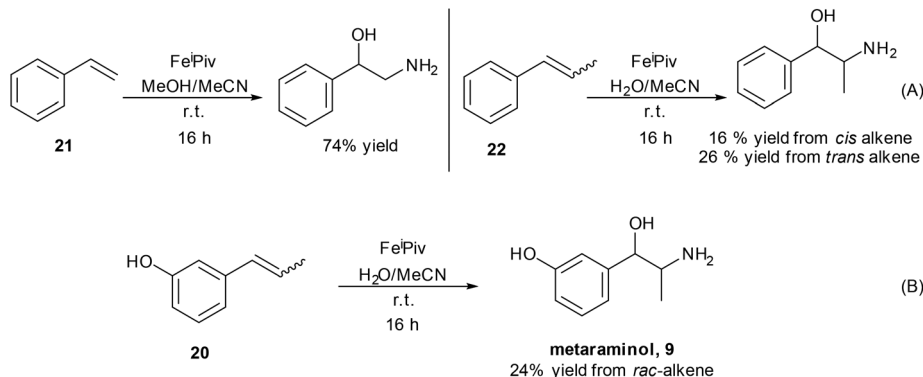
As presented in Scheme 1, 3-vinylphenol, **10**, which was successfully obtained from cardanol by ethenolysis followed by isomerising metathesis, could possibly be used as an intermediate for the synthesis of norfenefrine, **6**, by a hydroxyamination reaction on the double bond. Morandi reported a reaction of this kind which converts 1-methoxy-3-vinylbenzene, **18**, to 2-amino-1-(3-methoxyphenyl)ethan-1-ol, **19**, in 70% yield using an iron catalyst and *O*-pivaloylhydroxylammonium triflate (Scheme 4, Reaction A).²⁴ We employed a similar method using 3-vinylphenol, **10**, as substrate, and the desired norfenefrine, **6**, which is also known as 3-(2-amino-1-hydroxyethyl) phenol, was obtained in 71% isolated yield (Scheme 4, Reaction B).

Synthesis of metaraminol

Metaraminol, **9**, which is used in the prevention and treatment of hypotension,²⁶ has a very similar structure as norfenefrine, **6**. It is active in its enantiopure form. It is interesting to investigate if the hydroxyamination reaction used for the synthesis of norfenefrine, **6**, would work when using 3-(prop-1-en-1-yl) phenol, **20**, as substrate. According to literature data, hydroxyamination of styrene, **21**, occurs in 74% yield, while using β -methyl styrene, **22**, as substrate gave around 20% yield (Scheme 5, Reaction A).²⁴ The extra methyl group on the side chain led to a dramatic decrease of the yield. A reaction using the same hydroxyamination conditions as for 3-vinylphenol was carried out on 3-(prop-1-en-1-yl)phenol, **20**. The desired racemic metaraminol, **9**, was obtained in 24% NMR yield in this case (Scheme 4, Reaction B). This is in line with the results from the literature.

Synthesis of racemic phenylephrine

Phenylephrine which has a similar structure to that of norfenefrine, is a sympathomimetic, vasoconstrictor, mydriatic and cardiotoxic agent. It can be used as decongestant, pupil dilator, vasopressor and in the treatment of hemorrhoids and priapism, to dilate the pupil or to increase the blood pressure,



Scheme 5 Synthesis of metaraminol, **9**, and related literature results.²⁴



it is active as the *L*-isomer.²⁵ Selective methylation of norfenefrine, **6**, could result in the formation of racemic phenylephrine, **7**. However, there are three active sites for the direct alkylation, both of the hydroxy groups and the amine groups are readily available for the reaction.

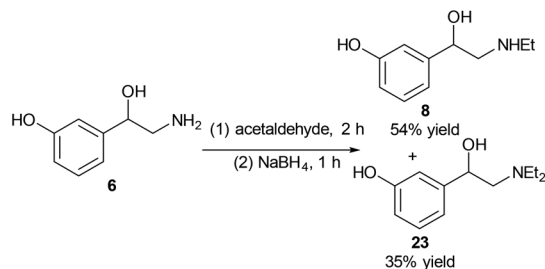
When reacting norfenefrine, **6**, with methyl iodide in the presence of a base, a rather complicated mixture of products was obtained, which might be because of methylation on alcohol, mono- and dimethylated products, and selective methylation was not achieved by this method (Table 3, entries 1 and 2). It has been reported that 1,1,1,3,3,3-hexafluoro-2-propanol (HFIP) is a good solvent for the selective alkylation of amines, producing a high proportion of mono-alkylated products over di-alkylated products.²² Methylation of norfenefrine with methyl iodide in HFIP in the absence of base gave very poor conversion, and low yield of the desired phenylephrine (Table 3, entry 3). By changing the methylation agent from methyl iodide to methyl triflate, much higher conversion was observed, and the desired phenylephrine, **7**, was obtained in 79% yield (Table 3, entry 4).

Synthesis of etilefrine

Another drug with a similar structure to that of norfenefrine, **6**, is etilefrine, **8**, which is a cardiac stimulant, and is used as an antihypertensive. Etilefrine is pharmaceutically active in its racemic form. Etilefrine can increase cardiac output, stroke volume, venous return and blood pressure by intravenous infusion.²⁷ It is also an analeptic and sympathomimetic agent.²⁵

Reductive amination was used for the selective alkylation of nitrogen over the oxygen. When reacting norfenefrine, **6**, with acetaldehyde in the presence of sodium borohydride, both the desired etilefrine, **8**, and the side diethylated product **23** were obtained, and they were easily separated by flash column chromatography. The expected etilefrine, **8**, was obtained in 54% yield, and the diethylated product was obtained in 35% yield (Scheme 6).

Due to the success of the methylation procedure for the selective mono-methylation of norfenefrine, we employed these conditions in the synthesis of etilefrine using ethyl triflate as the ethyl source. The ethylation of norfenefrine with



Scheme 6 Synthesis of etilefrine, **8** from norfenefrine, **6**.

ethyl triflate in HFIP led to a higher yield of the desired etilefrine (79%) compared to the reductive amination, together with 17% of the diethylated product after 1 hour at room temperature (Scheme 7).

Synthesis of fenoprofen

Another drug, which contains a *meta*-hydroxy phenyl group similar to CNSL, is fenoprofen, **5**, which is a nonsteroidal anti-inflammatory drug (NSAID) and is marketed in the USA as Nalfon, which is also pharmaceutically active in its racemic form. The current cost for its oral capsules (400 mg) is around \$256 for a supply of 90 capsules.²⁸ It is effective for the treatment of fever, pain and swelling caused by inflammation.

A few synthetic pathways have been tested (ESI, section S1†). The best reaction pathway is to convert cardanol to the *O*-Ph cardanol, **24**, firstly, which could avoid the complexity of the C–O coupling with unstable intermediates (*e.g.* styrene intermediate **10** in Scheme S1†).

Cardanol, **3**, was therefore reacted with bromobenzene first in the presence of anhydrous potassium *tert*-butoxide under literature conditions for the C–O coupling of the phenol (Step A, Scheme 8).²⁹ Only about 30% of cardanol was converted to the *O*-Ph product, **24**, at 45 °C. Increasing the temperature increased the conversion, and at 100 °C, the starting material was fully converted. Preparative scale gave similar results, and the *O*-Ph cardanol, **24**, was successfully synthesised in 82% yield.

After obtaining *O*-Ph cardanol, **24**, 1-phenoxy-3-vinylbenzene, **25**, can be synthesized in two steps (Step B and C in Scheme 8). Firstly, the *O*-Ph cardanol, **24**, was metathesized to the corresponding 1-(non-8-en-1-yl)-3-phenoxybenzene, **26**, using HG1 catalyst in high yield (97%) with 1-octene as the side product. 1-(Non-8-en-1-yl)-3-phenoxybenzene, **26**, was then converted to 1-phenoxy-3-vinylbenzene, **25**, by the isomer-

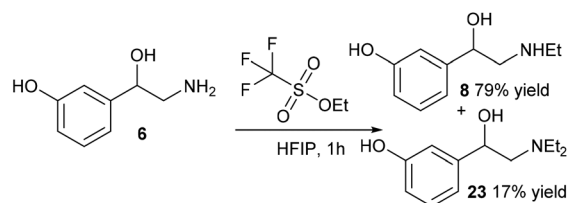
Table 3 Methylation of norfenefrine^a

Entry	MX	Solvent	<i>T</i> (°C)	<i>t</i> (h)	Conv. ^b (%)	Yield ^b (%)
1 ^c	MeI	Acetone	60	2	100	n.d.
2 ^c	MeI	DMSO	100	16	100	n.d.
3	MeI	HFIP	25	24	4	2
4	MeOTf	HFIP	25	1	84	79

^a Conditions: Norfenefrine (1 mmol), MeX (1.5 mmol), HFIP (1 mL).

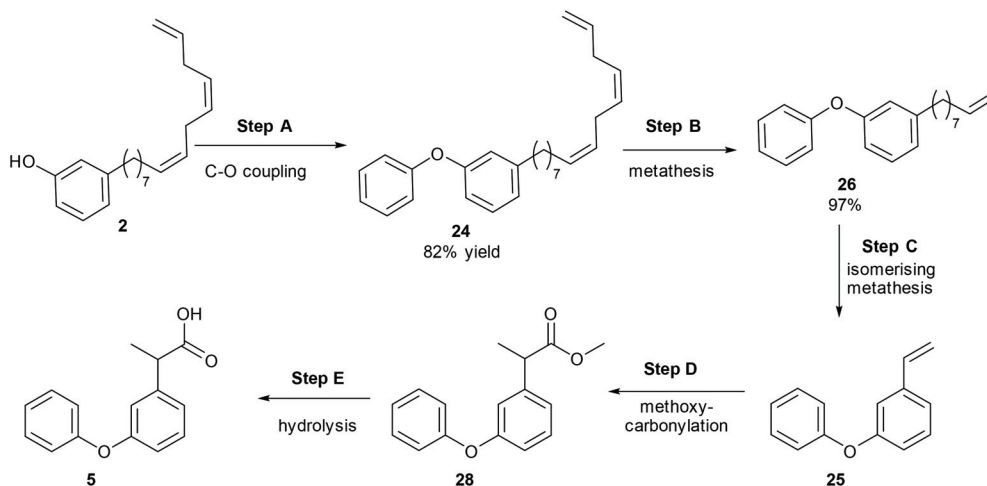
^b Conversions and yields were calculated by ¹H NMR spectroscopy.

^c KOH (2 equiv.).



Scheme 7 Ethylation of norfenefrine using ethyl triflate.





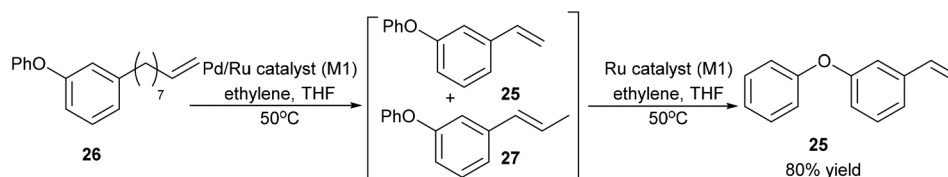
Scheme 8 The synthesis of fenopropfen.

using metathesis reaction with palladium dimer and M1 catalyst, as discussed earlier for the synthesis of 3-vinylphenol. A one-pot isomerising metathesis of 1-(non-8-en-1-yl)-3-phenoxybenzene, 26, first afforded a mixture of 1-phenoxy-3-vinylbenzene, 25, and 1-phenoxy-3-(prop-1-en-1-yl)benzene, 27. The crude mixture was filtered through a plug of silica, and metathesized again with M1 catalyst. The desired 1-phenoxy-3-vinylbenzene, 25, was successfully obtained in 80% yield (Scheme 9).

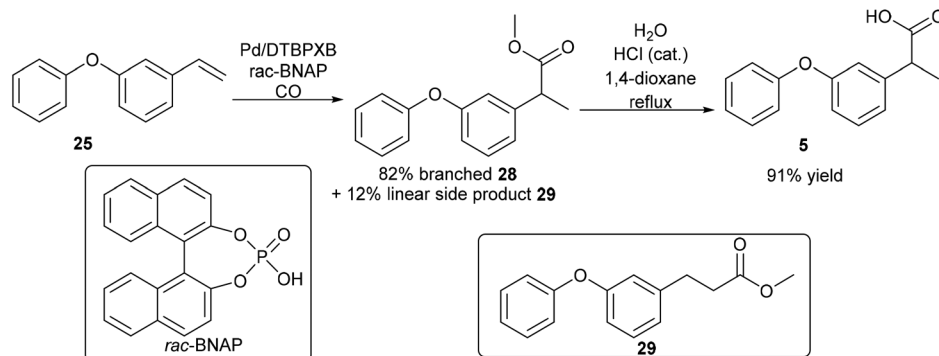
The next step is the synthesis of the branched ester 28 (Step D, Scheme 8). Branch selective methoxycarbonylation with Pd/DTBPMB system in the presence of racemic BINOL-phosphoric

acid (*rac*-BNPA) afforded the desired product 28 in 82% yield together with 12% of the linear product, methyl 3-(3-phenoxyphenyl)propanoate, 29 (Scheme 10). Hydrolysis of 28 in 1,4-dioxane afforded fenopropfen, 5, in 91% yield. The hydrolysis of 28 can also be carried out in DMSO, which afford the desired fenopropfen, 5, in 92% yield. However, the hydrolysis reaction in 2-MeTHF did not give the desired product at all. With this method, biomass is successfully converted to fenopropfen drug in good yield (47.5% overall yield from cardanol, 2).

Enantioselective synthesis of the branched ester 28, from 1-phenoxy-3-vinylbenzene, 25, was also performed using a catalyst developed by Clarke,³⁰ 30 (Scheme 11). After 17 h, 44%

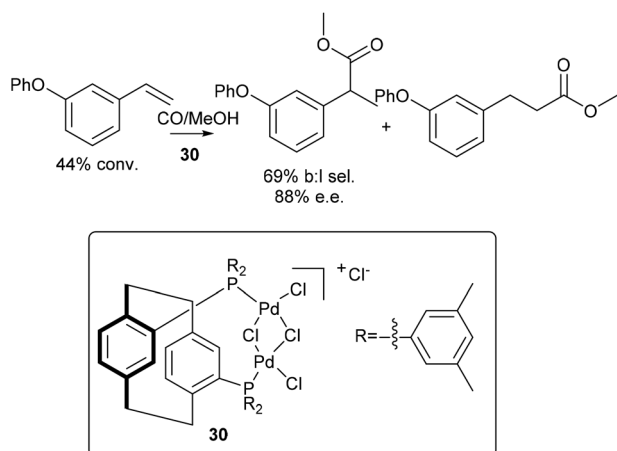


Scheme 9 Synthesis of 1-phenoxy-3-vinylbenzene by isomerising metathesis.



Scheme 10 Synthesis of fenopropfen from 1-phenoxy-3-vinylbenzene.





Scheme 11 Enantioselective methoxycarbonylation of 1-phenoxy-3-vinylbenzene. Reagents: 1-Phenoxy-3-vinylbenzene (0.55 mmol), LiCl (2 mol%), *para*-toluenesulfonic acid monohydrate (2 equiv.), 30 (1 mol%), MeOH (0.75 mL), CO (30 bar), 40 °C, 17 h.³⁰

conversion was observed, with 69% branched to linear selectivity and 88% ee.

Comparisons with literature processes

3-Vinylphenol. We have reported the synthesis of four important drug molecules from cardanol, a readily available byproduct of food manufacture, in this case cashew nuts. In most cases yields are high and only a few steps are involved. Although making drugs from renewable resources which do not compete for land with food is attractive in its own right, it is also important to compare our syntheses with others based on fossil fuel or other bioderived feedstocks.

The main platform chemical for this study is 3-vinylphenyl, which we have synthesised from cardanol in 75% isolated yield after two steps. 3-Vinylphenol has been made in one step

by pyrolysis of cardanol^{31,32} or from fossil fuel derived cyclohexanone.³³ We note that the first step of our synthesis, ethenolysis of cardanol produces products as shown in Fig. 2.

It is clear from analysis of Table 4 that our route is superior to pyrolysis because of the low temperatures used, the high yield and the side products. 1-Octene (from ethenolysis of cardanol containing 1 double bond) is a valuable chemical used as a co-monomer for polyethylene and is required on 500 000 tonne per year in the US alone at a value of \$1–2000 per tonne.^{34,35} 1,4-Cyclohexadiene (self-metathesis of cardanol containing 3 double bonds; note that this does not require ethene) is a useful organic synthon and hydrogen donor or acceptor³⁶ and we have shown that it can allow ethenolysis of a number of alkenes including methyl oleate to proceed cleanly using cheap first-generation ruthenium-based metathesis catalysts.^{16,37} Indeed, it is essential for the clean ethenolysis of cardanol in the first step of the synthesis of 3-vinylphenol discussed here. Both 1-octene and cyclohexanone can be separated easily from one another and from 3-(non-8-enyl)phenol by distillation. The second step of the synthesis of 3-vinylphenol produces propene (>94%)¹⁵ as the by-product. This is also a valuable commodity chemical (~100 000 tonnes per year) used for making polymers and plasticisers and in the cumarin process for the manufacture of phenol.³⁸ The price of propene³⁹ is similar to that of ethene⁴⁰ per mol, so making it as a side product in this way is an attractive proposition.

As the demand for bio derived polymers rises, bio-1-octene and bio-propene will also be essential. The first step of our process produces 1-octene with 87.5% of the C derived from bioresources. If the ethenolysis were carried out using bio-ethene, from bioethanol, the 1-octene would be 100% bio-derived. Similarly, if bio-ethene were used for the isomerising metathesis, 100% bio-propene would be the by-product.

On the basis of atom economy, the synthesis of 3-vinylphenol from 3-vinylcyclohex-2-enone³³ looks attractive. However, the oxidant is dimethylsulphoxide, which gives no useful side

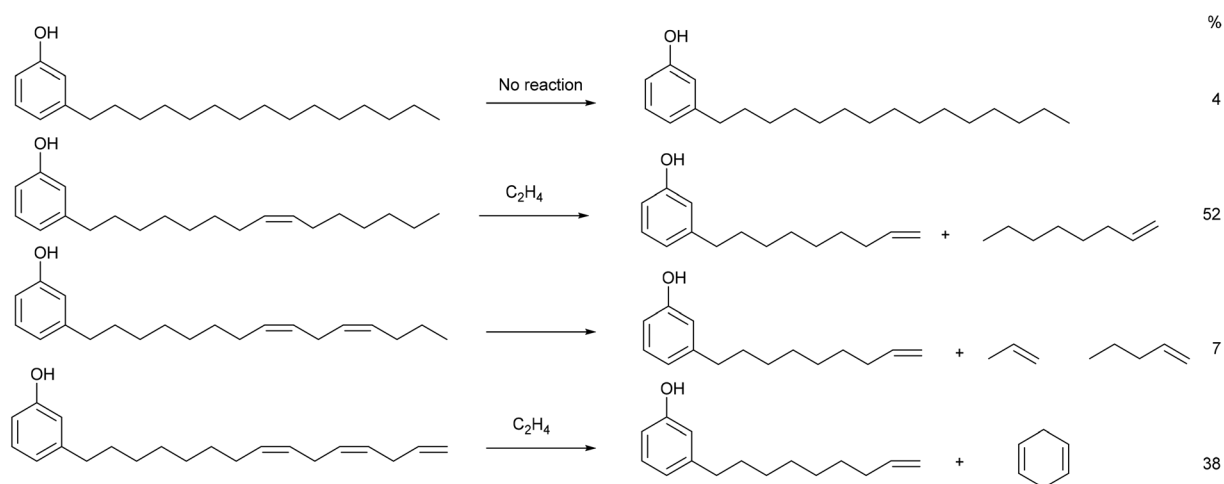


Fig. 2 Products from the ethenolysis of each component of cardanol. The percentage figures on the right refer to the amount of each component in the batch used in this study.



Table 4 Comparisons with literature process for the synthesis of 3-vinylphenol

	Metathesis of cardanol	Pyrolysis of cardanol ^{31,32}	From 3-vinylcyclohex-2-ene ³³
Number of steps	2	1	1
Other reagents	Step 1 C ₂ H ₄	Step 2 C ₂ H ₄	6 from benzene
Temperature /°C	25	40–80	DMSO
Isolated yield/%	96	70	100
Side products	1-Octene, 1,4-cyclohexadiene Small amount of volatile hydrocarbons from cardanol with 2 double bonds.	Propene 3-Ethylphenol, 3-methylphenol, phenol, alkenes and alkanes (C _{2–4} and higher), high boiling residue	45% (final step) Unknown
Atom economy ^{42,43}	65	47	
Overall atom economy	31	40	59.4
Atom economy (all usable products)	92	100	
Over all atom economy (all usable products)	92	40	59.4
E Factor ^{44,45} /kg (waste) kg (products) ⁻¹	0.09	0.1	76

products and the yield is only 45%. For a direct comparison, we need to look at the synthesis from basic building blocks. 3-Vinylcyclohex-2-ene is derived from benzene, a non renewable resource in six steps *via* cumarin, cumarin peroxide, phenol, cyclohexan-2-one (Birch reduction) and finally 3-vinyl cyclohex-2-enone.⁴¹ Many of these steps are atom inefficient and or involve stoichiometric metal reagents.

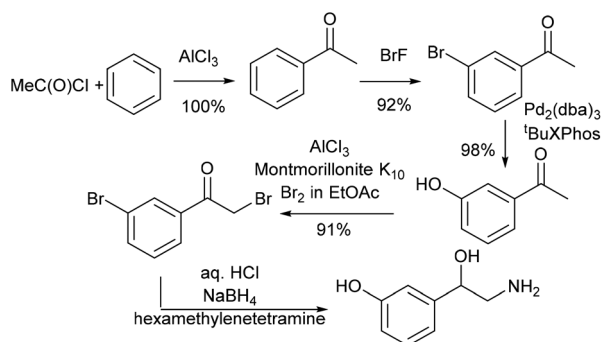
Thus, on the basis of simplicity, mild conditions (important because 3-vinylphenol is unstable), yield, renewable resources that are of low value and not used in food and the value of the side products, the synthesis of 3-vinylphenol from cardanol seems to be very much more attractive than other available syntheses.

Norfenefrine. Norfenefrine can be synthesised in 5 steps from benzene (Scheme 12). Acetophenone synthesised from the benzene by a Friedel–Crafts reaction,⁴⁶ was reacted with bromine fluoride to form the 1-(3-bromophenyl)ethan-1-one.⁴⁷ The bromide was converted to 1-(3-hydroxyphenyl)ethan-1-one by using a Pd/^tBuPhos system.⁴⁸ 2-Bromo-1-(3-bromophenyl)ethan-1-one was then formed by using Montmorillonite K₁₀, aluminium chloride and bromine.⁴⁹ And finally, hexamethylenetetramine was used to convert 2-bromo-1-(3-bromophenyl)ethan-1-one to the desired norfenefrine.⁵⁰ The atom efficiency is 24%. The total atom efficiency of our process is 36% when

taking into account useable side products, which is higher than that for the published reaction. In addition, fewer steps are required, fossil fuel resources are not used and it only consist of three steps, all catalytic from cardanol.

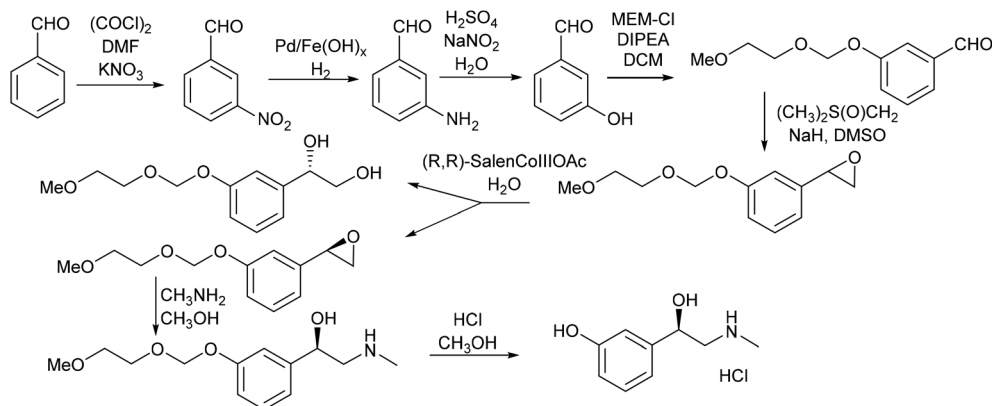
Phenylephrine. Phenylephrine is industrially synthesised from benzaldehyde in 8 steps. Benzaldehyde can be extracted from bitter almond oil. Nitration of benzaldehyde with oxalyl chloride, dimethyl formamide and KNO₃ affords 3-nitrobenzaldehyde,⁵¹ which can then be hydrogenated to 3-aminobenzaldehyde with molecular hydrogen and palladium on Fe(OH)_x solid support.⁵² 3-Aminobenzaldehyde is converted to 3-hydroxybenzaldehyde with sodium nitrite and sulfuric acid.⁵³ 3-Hydroxybenzaldehyde was protected by methoxyethoxymethyl chloride and diisopropyl ethyl amine. The methoxyethoxymethyl ether was treated with dimethylloxosulfonium methylide, which generated the racemic epoxide. Kinetic resolution by hydrolysis with (*R,R*)-*N,N'*-bis(3,5-di-*tert*-butylsalicylidene)-1,2-cyclohexanediaminocobalt acetate complex provided the (*S*)-diol along with the unreacted (*R*)-epoxide, which were then separated by column chromatography. Opening of the desired (*R*)-epoxide with methanolic methylamine gave amino alcohol. Finally, removal of the methoxyethoxymethyl group by refluxing in methanolic HCl afforded the desired compound as the HCl salt (Scheme 13).⁵⁴ The synthesis of phenylephrine has an atom economy of 39% to the hydrochloride. Using NaOH to give the free phenylephrine would reduce the atom economy to 30%. Our method starting from cashew nut shell liquid has an atom economy of 22% when taking useful products into account, but it does not involve protection and deprotection.

Etilefrine. The synthesis of etilefrine can be achieved starting from benzene, 1-(3-hydroxyphenyl)ethan-1-one is obtained using the same initial pathway to the synthesis of norfenefrine.^{46–48} 1-(3-Hydroxyphenyl)ethan-1-one was then converted to 3-acetylphenyl acetate using magnesium perchlorate as catalyst,⁵⁵ and a bromination of 3-acetylphenyl acetate afforded 3-(2-bromoacetyl)phenyl acetate,⁵⁶ which was then converted to the etilefrine with ethylamine, sodium borohydride and water (Scheme 14).⁵⁷ The atom efficiency of this



Scheme 12 Synthesis of the norfenefrine in literature.





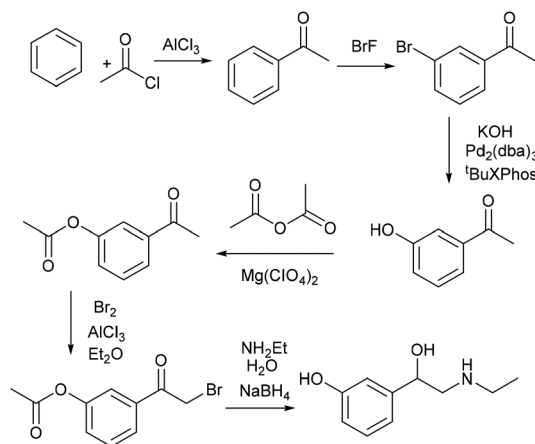
Scheme 13 Original synthesis of phenylephrine.

fossil fuel based synthetic method is 28%, which is slightly higher than our synthetic method starting from cashew nut shell liquid, 22%.

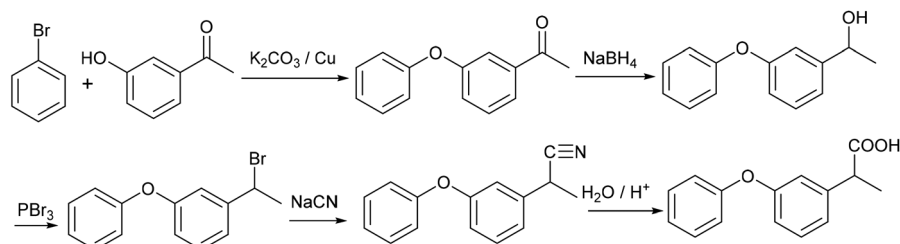
Fenoprofen. Fenoprofen is traditionally synthesised from 3-hydroxyacetophenone by stoichiometric reactions in 5 steps including the use of sodium cyanide and phosphorus tribromide (Scheme 15).⁵⁸ 3-Hydroxyacetophenone, is C–O coupled by bromobenzene using potassium carbonate and copper catalyst to 3-(3-phenoxyphenyl)acetophenone. The ketone is reduced using sodium borohydride to the corresponding alcohol, which is

then brominated to 1-(1-bromoethyl)-3-phenoxybenzene, by phosphorous tribromide. The bromide is converted to a nitrile group using sodium cyanide. Finally, 2-(3-phenoxyphenyl)propanitrile, is hydrolyzed to the desired fenoprofen.⁵⁸ This well-known reaction pathway requires environmentally unfriendly stoichiometric conditions in most of the steps. It also involves sodium cyanide, which is dangerous to handle. Our method omitted the unpleasant cyanide step and converted bio-derived cardanol into fenoprofen. The atom efficiency of our method (taking usable side products into account) is 68% which is higher than the atom efficiency of the reported method (30%) shown in Scheme 15. In addition, although 3-hydroxyacetophenone can be bio-derived as a component of castoreum, the exudate from the castor sacs of the mature beaver, it seems unlikely that this could be a commercially viable source, so further steps may be required for the production of fenoprofen by this route.

Although we have demonstrated significant advantages of the routes to certain pharmaceuticals described in this paper over conventional synthetic processes, we acknowledge that the synthesis of drugs and their precursors is tightly controlled by the United Nations Convention⁵⁹ against illicit drugs and psychotropic substances, 1988 and EU⁶⁰ legislation and that the high purity required of the final products is also enforced under the International Convention on Harmonisation (ICH) Guidelines.⁶¹ Further work on the process engineering by qualified API or drug manufacturers will be required before these routes from cardanol can be fully implemented.



Scheme 14 The original synthesis of etilefrine.



Scheme 15 Original synthesis of fenoprofen.



Conclusions

Relatively inexpensive cardanol, an inedible component cashew nut shell liquid has been successfully converted to important and high-value medicinal drugs, such as norfenefrine, phenylephrine, etilefrine and fenopropfen in good yields by mostly catalytic reactions. For fenopropfen, the key methoxy-carbonylation step has been demonstrated with good enantioselectivity. The greener solvent, 2-methyl THF, gave very good results for the metathesis of cardanol. Our methods start from a readily available and relatively cheap bio-based resource, generally use catalytic reactions, have fewer steps and avoid unpleasant reagents. They have atom efficiencies better than or similar to those of literature syntheses. An added attraction of these synthetic procedures is that the valuable commodity chemicals, 1-octene (from monounsaturated cardanol) and 1,4-cyclohexadiene (from triunsaturated cardanol) are significant products of the first ethenolysis reaction and propene is the side product of the isomerising metathesis step. These valuable side products make the *E* factor for synthesis of 3-vinylphenol by our route very low compared with those of previously reported syntheses.

Conflicts of interest

There are no conflicts to declare.

Acknowledgements

We thank James Mgaya for the cashew nut shells and Dr José A. Fuentes for providing catalyst **30**. We also thank the EPSRC for the critical mass grant 'Clean Catalysis for Sustainable Development' (EP/J018139/1), Sasol Technology, UK for a case studentship (Y. S.) and the EPSRC UK National Mass Spectrometry Facility at Swansea University for mass spectrometric analysis. We are grateful to the referees of an earlier version of this paper for suggesting the comparisons of our processes with standard literature methods for synthesis of the same compounds.

Notes and references

- 1 T. Rajeswari, B. Padmapriya, K. Teesha and P. K. Kumari, *Int. J. Microbiol. Res.*, 2011, **2**, 172.
- 2 D. Lomonaco, G. Mele and S. E. Mazzetto, in *Cashew Nut Shell Liquid: A Goldfield for Functional Materials*, ed. P. Anilkumar, Springer International Publishing, 1st edn, 2017, p. 19.
- 3 R. N. Singh, U. Jena, J. B. Patel and A. M. Sharma, *Renewable Energy*, 2006, **31**, 481.
- 4 R. Peter, V. R. Vijay, S. Ramakrishnan, R. Sukumar and A. R. Menon, *Appl. Clay Sci.*, 2015, **105–106**, 186.
- 5 S. K. Sanjeeva, M. P. Pinto, M. M. Narayanan, G. M. Kini, C. B. Nair, P. V. SubbaRao, P. K. Pullela, S. Ramamoorthy and C. J. Barrow, *Renewable Energy*, 2014, **71**, 81.
- 6 L. F. B. Moreira, E. F. Lucas and G. Gonzalez, *J. Appl. Polym. Sci.*, 1998, **73**, 29.
- 7 K. C. Dohhen, K. K. Swami, P. K. Mondal, S. Parkash, R. Sarin, D. K. Tuli and A. K. Bhatnagar, *United States Pat US6339052B1*, 2002.
- 8 A. Velmurugan, M. Loganathan and E. J. Gunasekaran, *Fuel*, 2014, **132**, 236.
- 9 M. A. de Sousa Rios and S. E. Mazzetto, 13th Int. Electron. Conf. Synth. Org. Chem., 2009, vol. **13**, p. c021.
- 10 P. Peungjitton, P. Sangvanich, S. Pornpakakul, A. Petsom and S. Roengsumran, *J. Surfactants Deterg.*, 2009, **12**, 85.
- 11 S. Wahyuningsih, A. H. Ramelan, P. Rahmawati, B. P. N. Tamtama, P. P. Sari, P. L. Sari, S. Ichsan, Y. R. Kristiawan and F. N. Aini, *IOP Conference Series: Materials Science and Engineering, International Conference on Advanced Materials for Better Future 2016*, 2017, vol. 176, UNSP 012051.
- 12 Y. C. Guo, G. Mele, F. Martina, E. Margapoti, G. Vasapollo and W. J. Xiao, *J. Organomet. Chem.*, 2006, **691**, 5383.
- 13 T. Shinde, V. Varga, M. Polásek, M. Horáček, N. Žilková and H. Balcar, *Appl. Catal., A*, 2014, **478**, 138.
- 14 G. Vasapollo, G. Mele and R. Del Sole, *Molecules*, 2011, **16**, 6871.
- 15 S. Baader, P. E. Podsiadly, D. J. Cole-Hamilton and L. J. Goossen, *Green Chem.*, 2014, **16**, 4885.
- 16 J. Julis, S. a. Bartlett, S. Baader, N. Beresford, E. J. Routledge, C. S. J. Cazin and D. J. Cole-Hamilton, *Green Chem.*, 2014, **16**, 2846.
- 17 J. A. Mmongoyo, Q. A. Mgani, S. J. M. Mdachi, P. J. Pogorzelec and D. J. Cole-Hamilton, *Eur. J. Lipid Sci. Technol.*, 2012, **114**, 1183.
- 18 J. E. Mgaya, S. A. Bartlett, E. B. Mubofu, Q. A. Mgani, A. M. Z. Slawin, P. J. Pogorzelec and D. J. Cole-Hamilton, *ChemCatChem*, 2016, **8**, 751.
- 19 J. E. Mgaya, E. B. Mubofu, Q. A. Mgani, D. B. Cordes, A. M. Slawin and D. J. Cole-Hamilton, *Eur. J. Lipid Sci. Technol.*, 2015, **117**, 190.
- 20 J. Julis, S. Bartlett and D. J. Cole-Hamilton, *WO 2015114323 A1*, 2015.
- 21 J. Pollini, V. Bragoni and L. J. Gooßen, *Beilstein J. Org. Chem.*, 2018, **14**, 2737.
- 22 M. R. L. Furst, R. Le Goff, D. Quinzler, S. Mecking, C. H. Botting and D. J. Cole-Hamilton, *Green Chem.*, 2012, **14**, 472.
- 23 S. Pandey, D. R. Shinde and S. H. Chikkali, *ChemCatChem*, 2017, **9**, 3997.
- 24 L. Legnani and B. Morandi, *Angew. Chem., Int. Ed.*, 2016, **55**, 2248.
- 25 C. R. Ganellin and D. J. Triggle, *Dictionary of Pharmacological Agents*, CRC Press, illustrate., 1996.
- 26 V. R. Kee, *Crit. Care Nurse.*, 2003, **23**, 79.
- 27 L. W. Retief, J. A. Roelofse and B. H. Meyer, *S. Afr. Med. J.*, 1984, **66**, 526.



- 28 <https://www.drugs.com/price-guide/fenoprofen>. Date accessed: 11/04/2018.
- 29 S. Kumar, A. Kumar, B. S. Bhakuni, C. D. Prasad and S. Kumar, *Tetrahedron*, 2013, **69**, 5383.
- 30 T. M. Konrad, J. T. Durrani, C. J. Copley and M. L. Clarke, *Chem. Commun.*, 2013, **49**, 3306.
- 31 E. E. Michael and W. J. E. Seager, *US* 2698868A, 1955.
- 32 J. Bendig, M. Nickoleit and U. Schedler, *DE* 19645287A1, 1998.
- 33 Y. F. Liang, S. Song, L. Ai, X. Li and N. Jiao, *Green Chem.*, 2016, **18**, 6462.
- 34 <https://www.alibaba.com/showroom/1-octene.html>. Date accessed: 26 Nov.
- 35 <https://view.joomag.com/north-america-1-octene-market-is-expected-to-reach-497-thousand-mt-in-north-america-1-octene-market-is-expected-to-reach-497-thousand-mt-in-0935565001420237383>. Date accessed 26 Nov 2018.
- 36 J. C. Walton and F. Portela-Cubillo, in *'1,4-Cyclohexadiene' Encyclopedia of Reagents for Organic Synthesis*, John Wiley & Sons, 2007, DOI: 10.1002/047084289X.rn00806.
- 37 J. Julis, D. J. Cole-Hamilton and C. Cazin, *WO* 2014041344, 2014.
- 38 <http://www.essentialchemicalindustry.org/chemicals/propene.html>. Date accessed: 26 Nov 2018.
- 39 <https://www.platts.com/es/newsfeature/2014/chemicals/pgpi/propylene>. Date accessed: 26 Nov 2018.
- 40 <https://www.platts.com/es/newsfeature/2014/chemicals/pgpi/ethylene> Date accessed: 26 Nov 2018.
- 41 J. L. Luche, C. Pétrier, A. L. Gemal and N. Zikra, *J. Org. Chem.*, 1982, **47**, 3806.
- 42 B. M. Trost, *Science*, 1991, **254**, 1471.
- 43 B. M. Trost, *Angew. Chem., Int. Ed. Engl.*, 1995, **34**, 259.
- 44 R. A. Sheldon, *C. R. Acad. Sci., Ser. IIC: Chim.*, 2000, **3**, 541.
- 45 R. A. Sheldon, *Green Chem.*, 2007, **9**, 1273.
- 46 S. R. D. George, T. D. H. Frith, D. S. Thomas and J. B. Harper, *Org. Biomol. Chem.*, 2015, **13**, 9035.
- 47 S. Rozen, M. Brand and R. Lidor, *J. Org. Chem.*, 1988, **53**, 5545.
- 48 K. W. Anderson, T. Ikawa, R. E. Tundel and S. L. Buchwald, *J. Am. Chem. Soc.*, 2006, **128**, 10694.
- 49 V. R. Uchil and V. Joshi, *Indian J. Chem., Sect. B: Org. Chem. Incl. Med. Chem.*, 2003, **42**, 408.
- 50 A. Chatterjee, S. K. Srimany and B. Chaudhury, *J. Chem. Soc.*, 1961, 4576.
- 51 M. S. Kumar, K. R. Reddy, K. C. Rajanna, P. Venkanna and G. Krishnaiah, *Synth. React. Inorg., Met. – Org., Nano-Met. Chem.*, 2013, **43**, 977.
- 52 C. Zhang, X. Cui, Y. Deng and F. Shi, *Tetrahedron*, 2014, **70**, 6050.
- 53 R. N. Icke, C. E. Redemann, B. B. Wisegarver and G. A. Alles, *Org. Synth.*, 1949, **29**, 72.
- 54 M. K. Gurjar, L. M. Krishna, B. V. N. B. S. Sarma and M. S. Chorghade, *Org. Process Res. Dev.*, 1998, **2**, 422.
- 55 G. Bartoli, M. Bosco, R. Dalpozzo, E. Marcantoni, M. Massaccesi, S. Rinaldi and L. Sambri, *Synlett*, 2003, 39.
- 56 Y.-J. Zhang, L.-L. Shen, H.-G. Cheon, Y.-N. Xu and J.-H. Jeong, *Arch. Pharmacol. Res.*, 2014, **37**, 588.
- 57 T. Goto, *Yakugaku Zasshi*, 1954, **74**, 318.
- 58 R. Vardanyan and V. Hruby, *Synthesis of Essential Drugs*, Elsevier, Amsterdam, 1st edn, 2006.
- 59 http://www.unodc.org/pdf/convention_1988_en.pdf. Date accessed: 05/12/2018.
- 60 https://ec.europa.eu/taxation_customs/business/customs-controls/drug-precursors-control/legal-base-drug-precursors_en. Date accessed: 05/12/2018.
- 61 <https://www.ich.org/products/guidelines/quality/article/quality-guidelines.html>. Date accessed: 05/12/2018.

